

TECHNICAL DATA

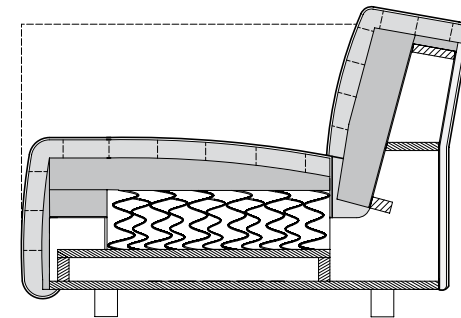
# ROLF BENZ MIO



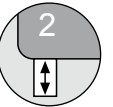
**ROLF  
BENZ**

- Seat with wooden inner frame
- Sprung interior subpringing (upholstered seat without sprung interior)
- Seat in polyurethane foam, covered in a downy-soft mat worked into chambers with a filling of foam rods and polyester fibres
- Back with wooden frame inside
- Back made of polyurethane foam, covered with a mat to achieve a down-like effect, which has chambers worked into it and is filled with foam rods and polyester fibres
- Graphite metallic metal leg, 6 or 8 cm high
- Choice of 2 side heights:  
Low 51–53 cm  
High 66–68 cm
- High' side height also available with back shell extending to sides.

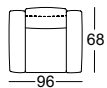
! Wave formation and depressions in the seat area are unavoidable, due to comfort and design reasons, even in high quality Rolf Benz upholstered furniture. All measurements are approximate.



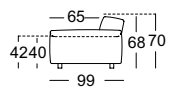
Seat heights available



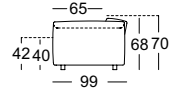
Armchair



Sides  
Low



High

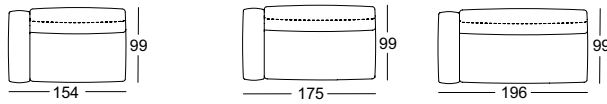


Sofa

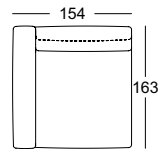


**ROLF  
BENZ**

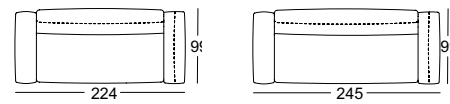
Sectional sofa element\*



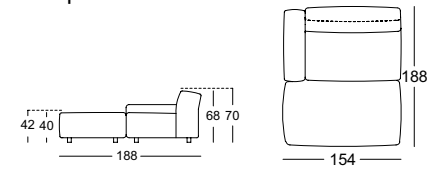
Sectional sofa element extra large\*



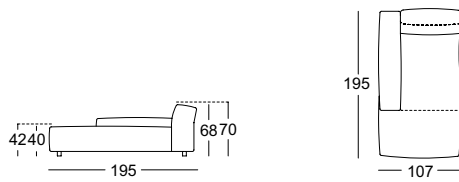
Sectional corner sofa element\*



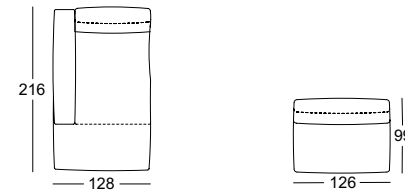
Sectional sofa element with upholstered bench\*



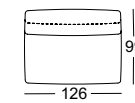
Closing chair with fixed footstool\*



Closing sectional sofa\*



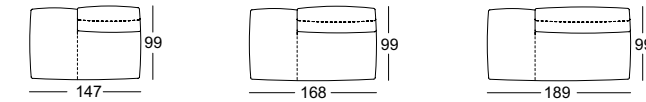
Sectional sofa



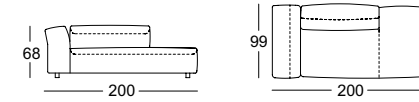
Sectional corner sofa\*



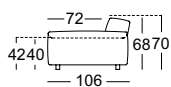
Sectional sofa with fixed footstool\*



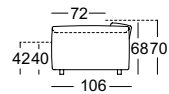
Chaise longue\*



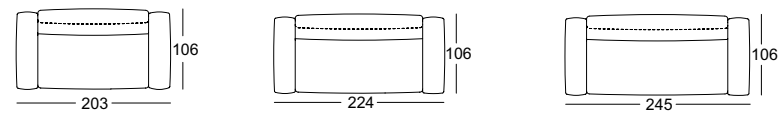
Sides  
Low



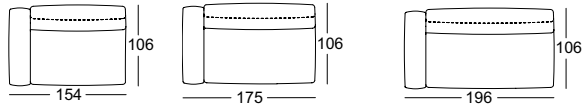
High



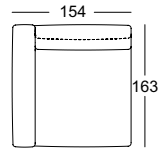
Extra deep sofa



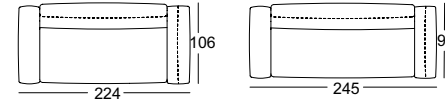
Extra deep sectional sofa element\*



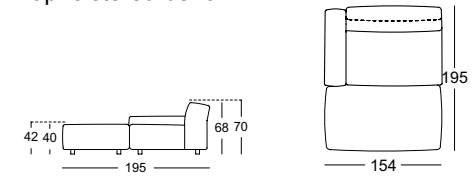
Extra deep sectional sofa element XL\*



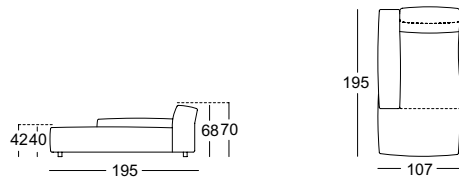
Extra deep sectional corner sofa element\*



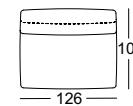
Extra deep sectional sofa element with upholstered bench



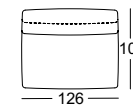
Extra deep closing chair with fixed footstool\*



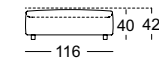
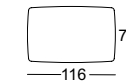
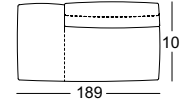
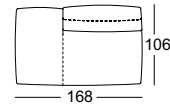
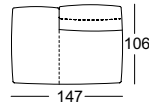
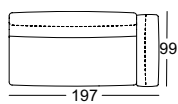
Extra deep closing sofa\*



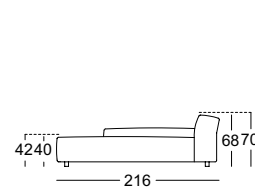
Extra deep sectional sofa



Extra deep sectional corner sofa\*



Extra deep sectional sofa with fixed footstool\*



Back cushion



Back cushion mat

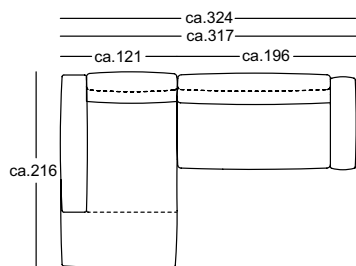


Flanged back cushion with roll

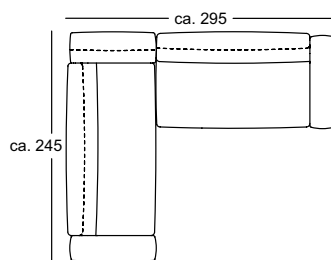


\*These elements are only shown in the left version. They are also available in the right version.

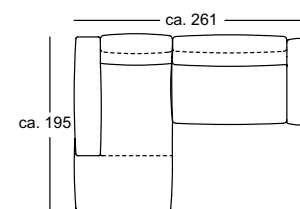
Combination examples:



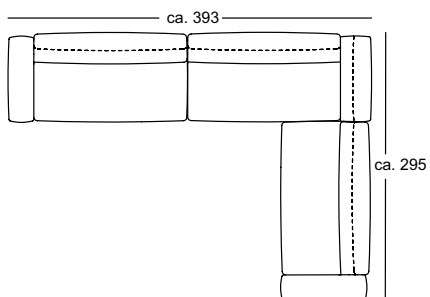
Ü-ASS-PSZ 552/128 le.  
Ü-ASO 552/196 ri.



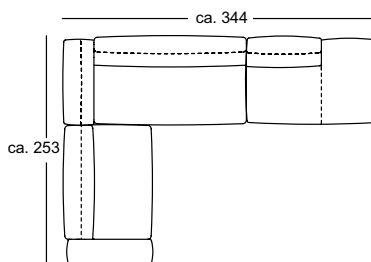
E-ASO 552/245 le.  
Ü-ASO 552/196 ri.



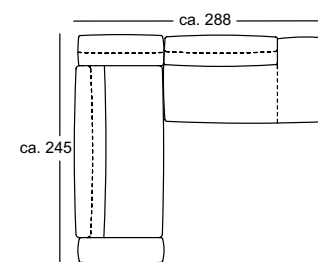
ASS-PSZ 552/107 le.  
ASO 552/154 ri.



ASO 552/196 le.  
E-ARB 552/197 le.  
ASO 552/196 ri.



ASO 552/154 le.  
E-ARB 552/197 ri.  
ARB-PSZ 552/147 ri.



E-ASO 552/245 le.  
ARB-PSZ 552/189 ri.